

# ace tables







## Features

- Constructed with a combination of European Steamed Beech, powder-coated 14 ga. Steel and high-pressure laminate components
- Built to exceed BIFMA standards

## Options

- Choice of wood or powder-coated steel legs
- Available with retractable A/C receptacle and dual USB port

	Model #	Width	Depth	Height	Seat Height	COM Yd - Full	Weight	Cubic Feet
Spacer Table 	ACETSS	23"	23"	15.5"	--	--	18 lbs	6
Rectangular Table 	ACETR	46"	23"	15.5"	--	--	30 lbs	11
Corner Table 	ACETSC	30"	30"	15.5"	--	--	22 lbs	9
90° Radius Table 	ACET9	29.5"	29.5"	14.5"	--	--	18 lbs	7